



# 6,291 RESPONDENTS INCLUDING MILITARY SPOUSES SERVICE MEMBERS & VETERANS

MILITARY FAMILIES ARE ASSETS TO NATIONAL DEFENSE AND LOCAL COMMUNITIES. THEY ARE CENTRAL TO THE HEALTH AND CAPABILITY OF THE ALL-VOLUNTEER FORCE AND ARE GOOD NEIGHBORS ACTIVELY ENGAGED IN MAKING THEIR CIVILIAN COMMUNITIES GREAT PLACES TO LIVE.

BLUE STAR FAMILIES ANNUAL MILITARY FAMILY LIFESTYLE SURVEY PROVIDES A COMPREHENSIVE UNDERSTANDING OF WHAT IT MEANS TO SERVE AS A MILITARY FAMILY AND IS A BLUEPRINT FOR STRENGTHENING AMERICA BY SUPPORTING MILITARY FAMILIES.



IN COLLABORATION WITH:



Funding for the Annual Military Family Lifestyle Survey provided through the generosity of our presenting sponsor USAA and from the Lockheed Martin Corporation, United Healthcare Military & Veterans, Rent-A-Center, Health Net Federal Services, Facebook, and the USO.

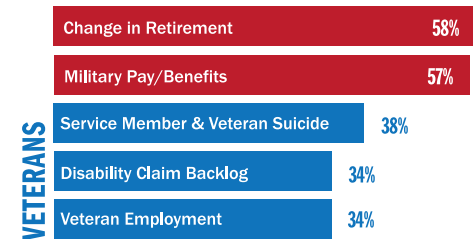
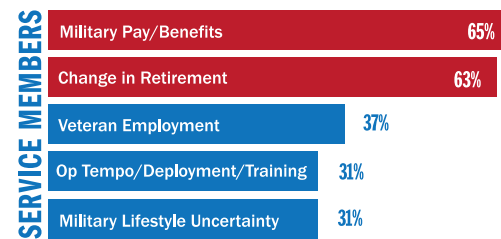
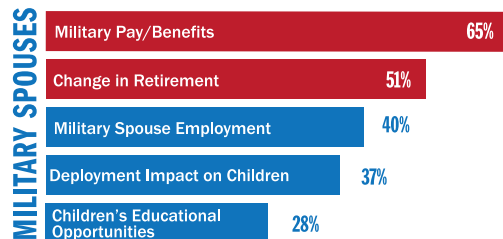


## 2015 MILITARY FAMILY LIFESTYLE SURVEY

### TOP 5 ISSUES

### RANKED AS MOST CONCERNING

- > MILITARY PAY AND RETIREMENT BENEFIT CHANGES ARE THE TOP TWO CONCERNS FOR ALL RESPONDENTS
- > SPOUSE EMPLOYMENT, MILITARY SUICIDE & VETERAN EMPLOYMENT ROUND OUT THE TOP 5 ISSUES OVERALL FROM ALL SURVEY RESPONDENTS



### SPOUSE EMPLOYMENT



#### TOP CHALLENGES TO EMPLOYMENT

- 52% Poor Job Market Alignment
- 36% Service Member's Job/Work Obligations

45% have a full- or part-time job

58% are not working would like to be employed outside the home

75% reported being a military spouse had a negative impact on their ability to pursue a career

### FINANCIAL READINESS



#### TOP 3 OBSTACLES TO FINANCIAL SECURITY

- 42% Uncertainty in Military Life
- 40% Spouse Employment
- 39% Benefits Uncertainty/Changes

14% of active duty do not regularly contribute to a retirement account

60% of post-9/11 Service members feel financially secure

78% are paying more than BAH for housing; 22% of those are paying \$400 or more

### TRANSITION



described their overall transition from active duty to veteran as "difficult" or "very difficult"

28%

of veterans had some form of TAP & 57% agreed that it prepared them to successfully transition from active duty to civilian life

43%

feel the military has prepared me to be a leader in the civilian workplace and community

87%

feel pride from accomplishments during military service

97%



# SNAPSHOT OF THE MILITARY LIFESTYLE

45% WOULD RECOMMEND MILITARY SERVICE TO THEIR OWN CHILD

## VIEWS OF SERVICE

**90%** FEEL THE GENERAL PUBLIC **DOESN'T TRULY UNDERSTAND THE SACRIFICES** MADE BY SERVICE MEMBERS AND THEIR FAMILIES

**85%** JOINED MILITARY FOR **FINANCIAL SECURITY**

**57%** WOULD RECOMMEND MILITARY SERVICE TO A YOUNG PERSON WHO IS CLOSE TO US

## DEPLOYMENTS

**60%** DEPLOYED **MORE THAN 12 MONTHS** SINCE 9/11

**52%** AWAY FROM HOME **MORE THAN 12 MONTHS** DUE TO TRAINING, TEMPORARY DUTY AND REASONS OTHER THAN DEPLOYMENT

**50%** WITH CHILDREN REPORTED HAVING **A CHILD WHO EXPERIENCED MODERATE OR GREATER WORRY** AS A RESULT OF A PARENT'S DEPLOYMENT

**21%** EXPERIENCED **RELATIONSHIP CHALLENGES** IN THE PAST YEAR RELATED TO WORRY OVER FUTURE DEPLOYMENTS

## MOVING

**73%** INCURRED UNEXPECTED EXPENSES AS A RESULT OF THE MILITARY LIFESTYLE; OF THOSE, **86% RESULTED FROM MOVING/PCS**

**60%** HAVE **MOVED 3 OR MORE TIMES** IN THE CONTINENTAL US

**52%** HAVE MOVED/LIVED **OUTSIDE OF THE U.S.**

## BENEFITS

**15%** removing the **BAH support for dependents** from the GI Bill benefit would impact the amount of time they or their service member planned to stay in service

**40%** would be less **likely to serve** a full, 20-year career if the **retirement plan was changed** to a defined contribution retirement plan

**45%** not at all or not very confident in receiving their **healthcare benefits post-retirement**

**76%** have transferred or plan to **transfer their Post-9/11 GI Bill** to spouse or child

## CHILDCARE

Finding childcare that meets needs increases both active duty and spouse satisfaction with the military lifestyle.

**27%** spent **\$500 or more per month** on childcare

**35%** are **not able to find childcare** that fits their current situation

## CAREGIVER

**32%** of respondents identified as caregivers

**11%** are providing care to active duty spouse or child over 18

**37%** are providing care to a parent or grandparent

## CIV-MIL DIVIDE

**46%** do not always have enough information to **vote in local elections**

**59%** had "no" or "hardly any" **confidence in the federal government**

**65%** **volunteered last year**; of those 70% volunteered in their civilian communities

**94%** Indicated **desire to serve country** was a reason to join the military

## SUICIDE

Admit suicidal thoughts during time in military

**7%** **Active Duty Spouses** (2% in past year)

**7%** **Veterans** (4% in past year)

**10%** **Active Duty Service Members** (3% in past year)

**14%** **Post-9/11 Veterans** (7% in past year)



## BLUE STAR FAMILIES 2015 MILITARY FAMILY LIFESTYLE SURVEY



Funding for the Annual Military Family Lifestyle Survey provided through the generosity of our presenting sponsor USAA and from the Lockheed Martin Corporation, United Healthcare Military & Veterans, Rent-A-Center, Health Net Federal Services, Facebook, and the USO.